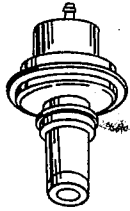
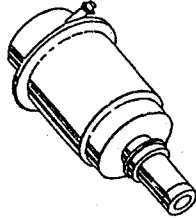


THIS



replaces



THIS

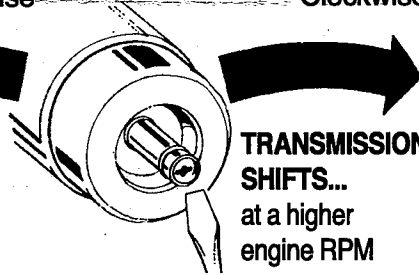
Calibrated at the factory for
normal operation.

CAN BE ADJUSTED

1/4 Turn
Counter-Clockwise

1/4 Turn
Clockwise

**TRANSMISSION
SHIFTS...**
at a lower
engine RPM



**TRANSMISSION
SHIFTS...**
at a higher
engine RPM

Be sure to use the pre-curved hose

atp
*professional auto parts**

ATP-Inc.
5940 Oakton Street
Morton Grove, Illinois 60053

Form No. JX.7599